

CUE



- Up to 400m distance of remote control
- Two channels allow controlling and switching PPT in 2 laptops simultaneously
- With 2 remotes, one main, one backup
- Support multiple cascade
- professionally switching the PPT in any big conference

CUE Instructions

CUE is a light and sound signaling system, It can use a wireless hand-held actuator to send the "Page down", "Page up" and " Screen Blank" commands to the receiver, accompanied by sound and light as a reminder.

CUE uses high data rate RF protocol to provides fast response to wireless transmission, strong anti-interference and long transmission distance. Built-in analog keyboard, USB remote control through the demo application. You can use Cat 5 and XLR to cascade two actuators to ensure the consistency of the two actuators.

1. Receiver Function Description

1) Local control

▶ (Page down) 、 ● (Screen blank) 、 ◀ (Page up)

2) MASTER & SLAVE Switch

MASTER (Set the host) SLAVE (Set the slave)

Note: When connecting multiple devices through a wired connection, set one as the host, and the other set to slave, So that only the host receives the signal from the transmitter.

3) SOUND Switch

Controls the speaker volume: HI (High) 、 LO (Low) 、 OFF (Off)

4) LIGHT Switch Control brightness:

HI (High) 、 LO (Low) 、 OFF (Off)

5) USB A & B

In the case of no restart, the USB connection or disconnect, remote control demo software

6) USB Port

Directly connected to the computer, through the computer to the device power supply.

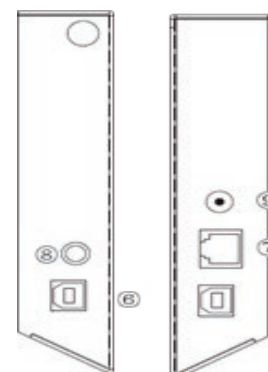
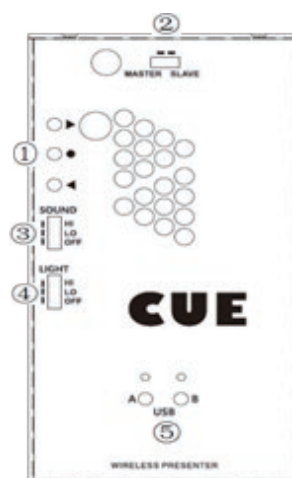
The device sends the analog keyboard command "Page down", "Page up" and " Screen Blank" to keep the mouse function

7) RJ45 Port

Between devices are used for Cat 5 cable interconnection for serial data communication.

8) 3.5 mm Port

The Headphone Jack outputs sound corresponding to the ""Page down", "Page up" and " Screen Blank" commands.



9) DC12V Power Port

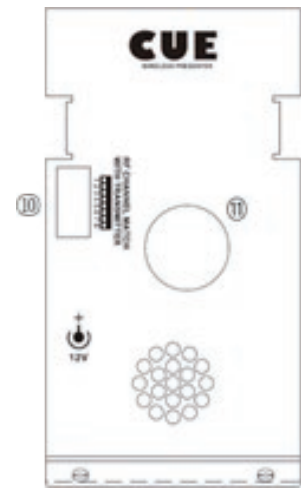
Standard 2.0mm DC power Jack.

10) RF Channel Settings

Set for multi-unit proximate use. 256 channels available.

11) XLR Port

Between devices are used for XLR cable interconnection for serial data communication.



2. Wireless Transmitters Function Description

1) Right Key Page down

2) Left Key Page up

3) B Key

Screen Blank

4) Laser Key

Green laser pointer

5) Green LED

6) Channel settings

Match the finisher channel settings.

7) Laser

Green laser indicator, power <5mW

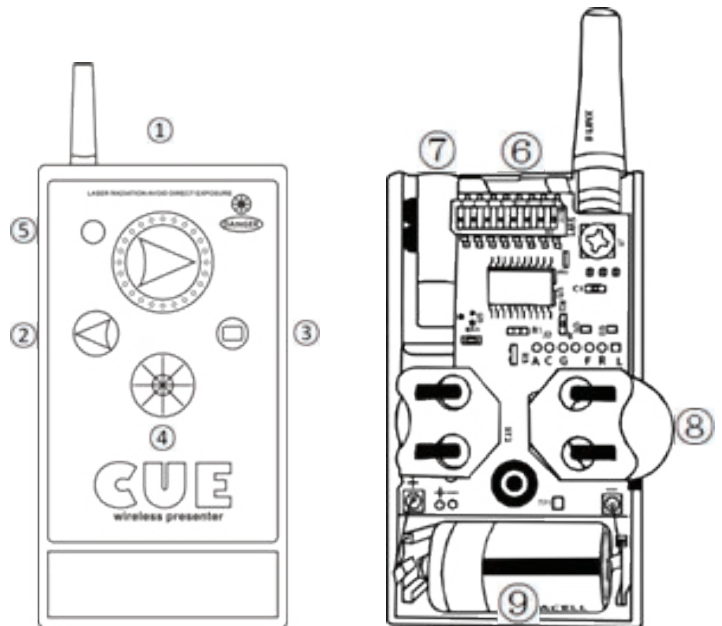
8) Power supply

CR2032 lithium battery

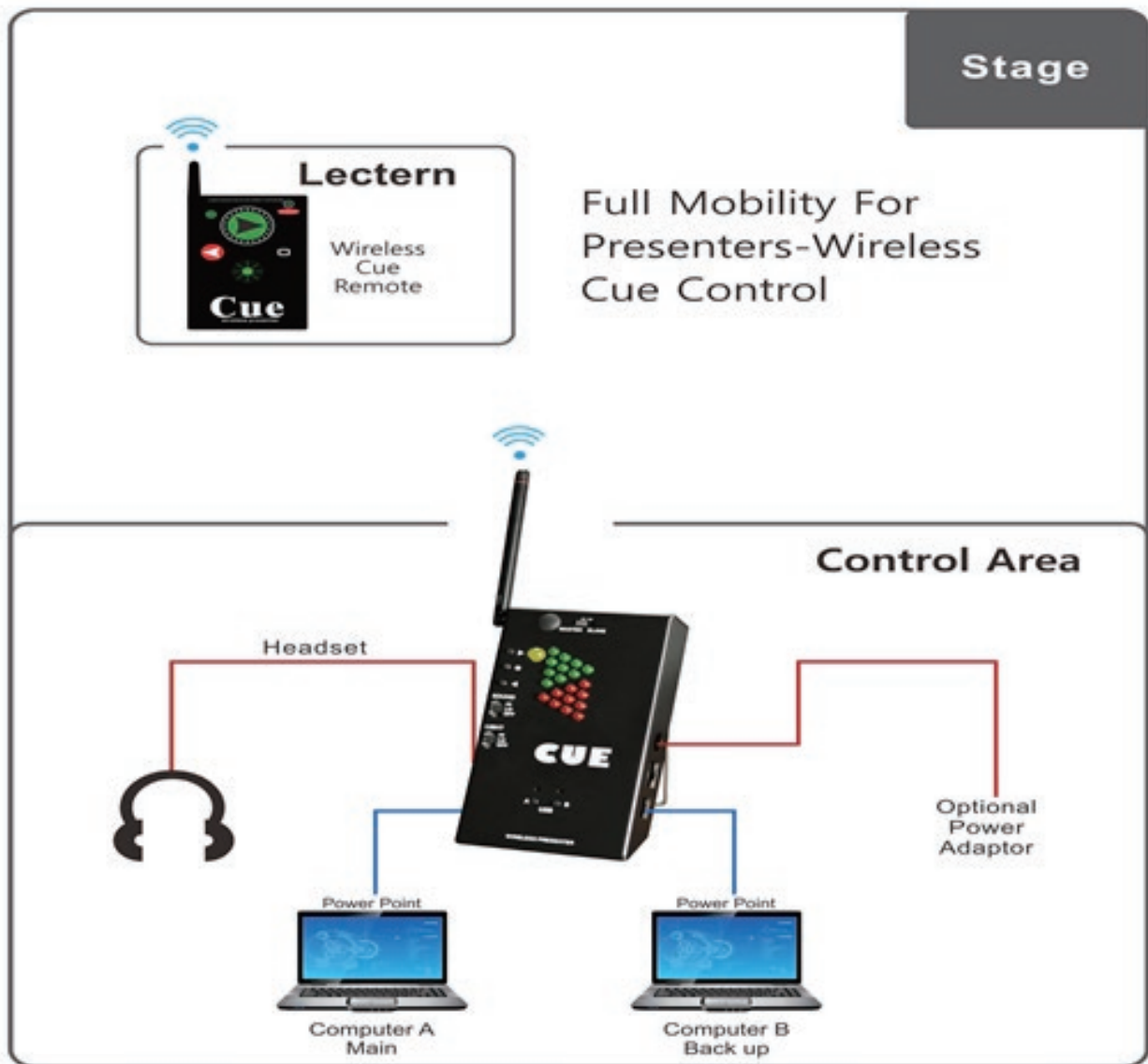
9) Power supply

CR123A lithium battery

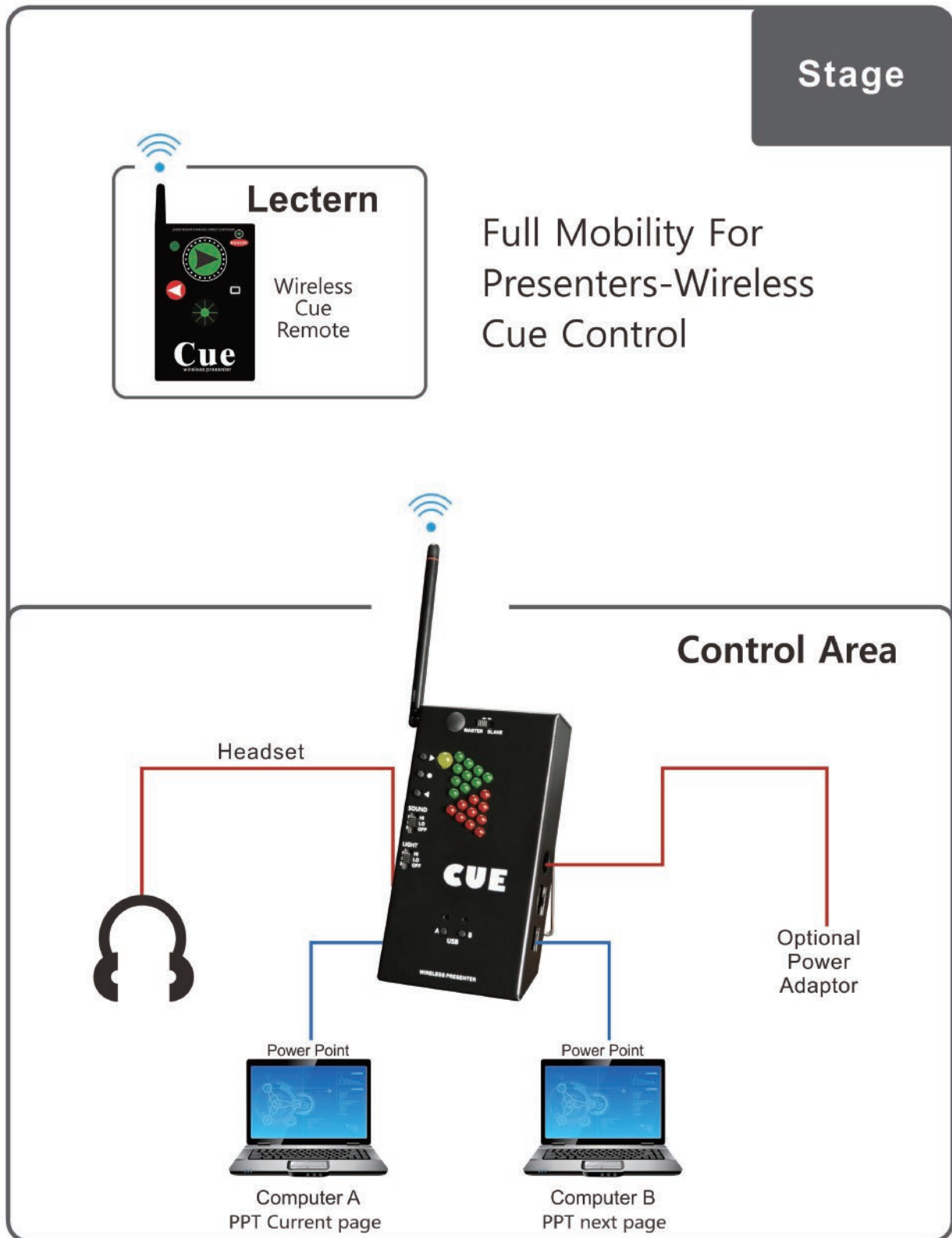
10) When the four keys are active, indicate the effect



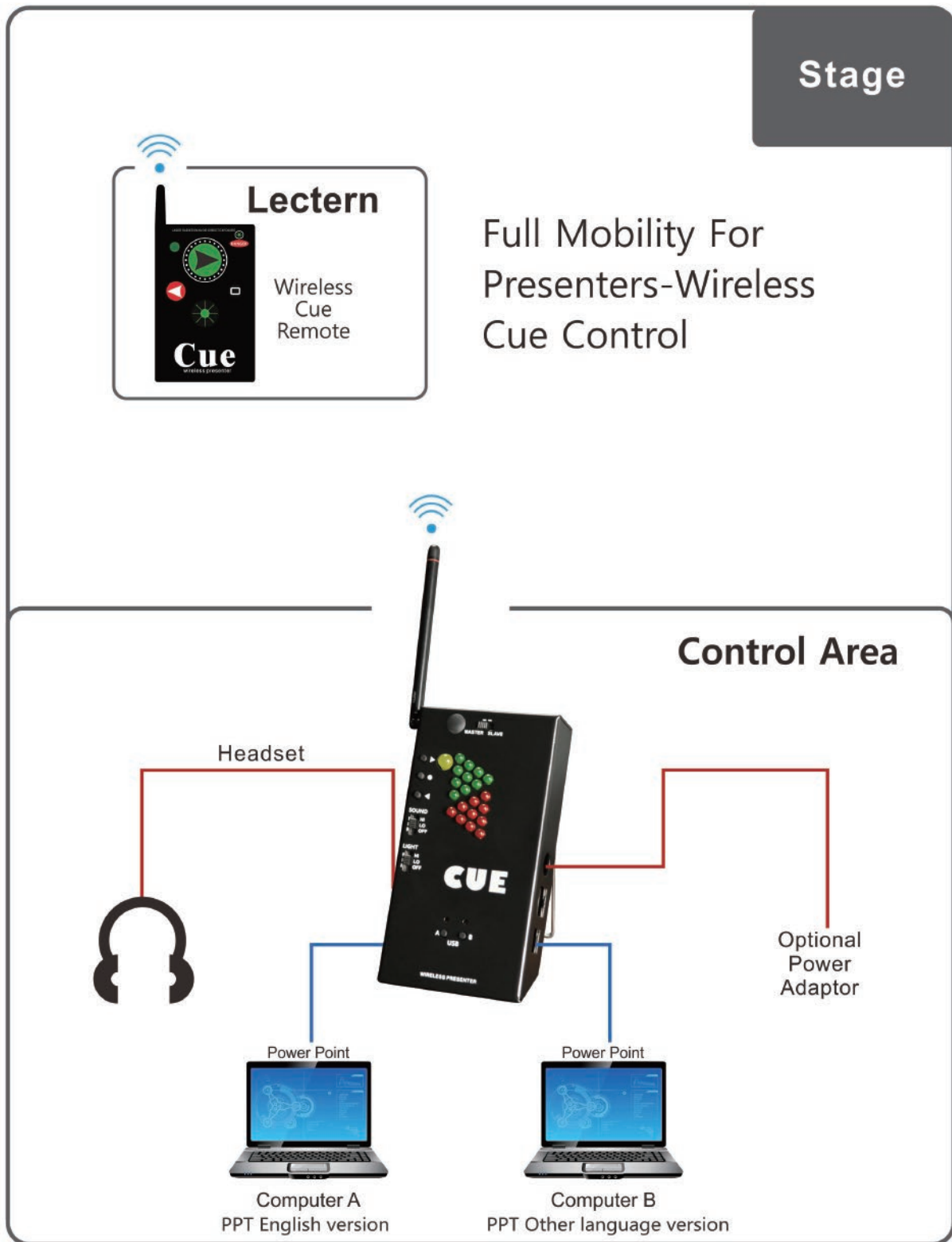
3、 System Solution Diagram1



4、 System Solution Diagram2



5、 System Solution Diagram3



Weight 2.5KG

Packing size 31*31*13.5cm